

SUMMER/AUTUMN 2025

TRADE

KITCHEN RANGE



Luna Mineral Blue

Magnet
TRADE

Kitchens MADE FOR THE TRADE

We've been working with the Trade for over 100 years, becoming the most trusted kitchen and joinery supplier in the industry.

We're always here to lend a hand, whatever the job, whatever you need.

And with access to a team of trade experts and dedicated kitchen designers across the UK we can work with you and your customer in anyway you like.

To help you nail it. First time. **Every time.**

SERVING THE HOMEOWNER & TRADE PROFESSIONAL FOR OVER 100 YEARS

DON'T JUST TAKE OUR WORD FOR IT

Our award-winning kitchens are trade verified & built to last with over 250 to choose from the design possibilities are endless.

EASY TO FIT & BUILT TO LAST...

Easy-fit cabinets, manufactured in the UK (with up to 25 years guarantee) our pre-built cabinet has held FIRA gold accreditation for quality 30 years running and is a Which? Best Buy for the sixth year in a row.

AND WE PRICE IT RIGHT.

Best trade only price, first time - competitive, confidential and affordable.

OUR AWARD-WINNING KITCHENS

With more than 250 kitchens to choose from, featuring a range of design styles and price points, our collection of award-winning kitchens is developed to bring you and your customers the best products on the market.

Choose from classic painted shakers, nordic-inspired concepts, sleek and modern looks or the popular j-pull.

All accompanied by thousands of accessories and joinery products to complete the job.

Turn to **page 201** to view our complete kitchen collection.



Luna Gloss White



Tatton Midnight & Grey



Ambleside Moss & Limestone



Ascoli Gloss White & Natural Oak

QUALITY ASSURED

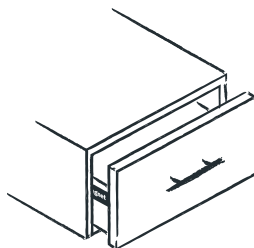
We take great pride in the lengths we go for quality testing. With a Magnet kitchen, you can be assured your customers' kitchen will stand the test of time.

In fact, Magnet is the only kitchen company that has achieved FIRA gold accreditation for quality 30 years running and our pre-built cabinet is a Which? Best Buy for the sixth year in a row.

We believe we have the

SAFEST HANDLES

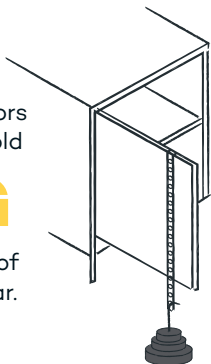
on the market, with all handles tested in compliance with REACH, the Registration, Evolution, Authorisation and Restriction of Chemicals standard.



Our pivoting doors are tested to hold

37KG

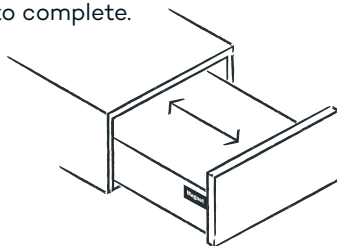
the equivalent of 37 bags of sugar.



We open and close our drawers

100,000

times, which takes 7 days to complete.



Our kitchen doors are tested to be resilient against the toughest household stains, including coffee, tea and blackcurrant.

You sit at the heart of our cabinet development, not only to make the kitchen easy to install but to achieve a perfect fitted kitchen, resulting in a 25 year guarantee on our pre-built cabinets.

SUPERIOR CABINETS

1

EASY ADJUST HINGE PLATES

Available in Onyx Black or Silver

2

IMPROVED SHELF SUPPORTS

Easy adjustments of shelf height.
Available in Silver & Anthracite

4

PREVEX PLUMBING KIT

A durable & compact kitchen
water trap – a perfect fit for any
kitchen sink

5

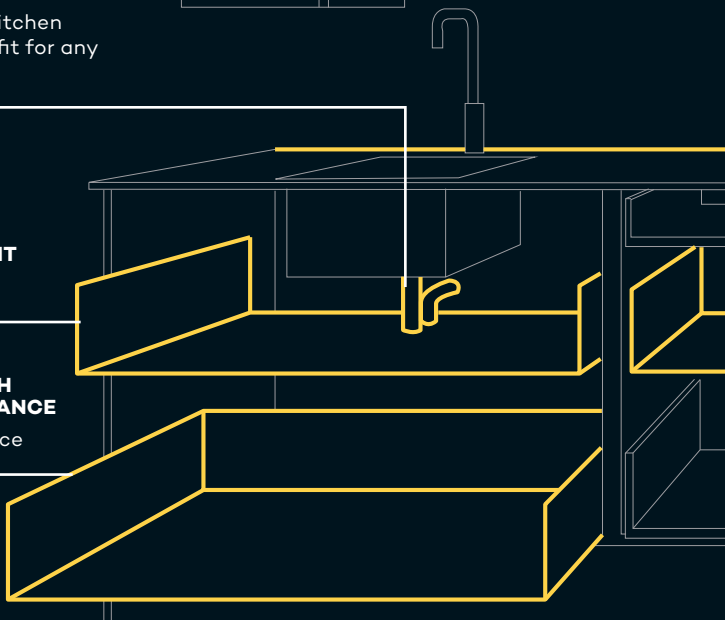
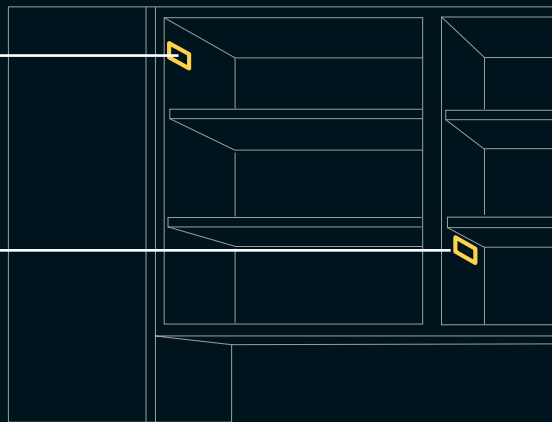
U-SHAPE DRAWER UNIT

Increased storage

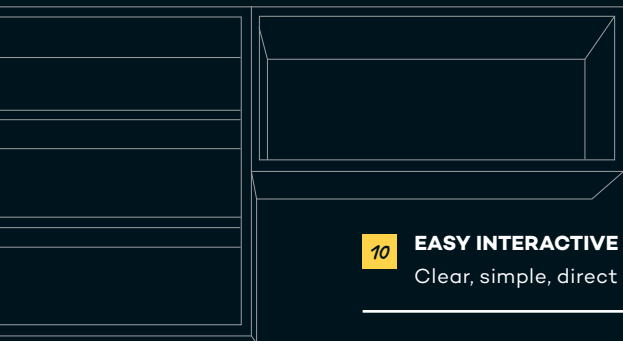
6

DOUBLE DRAWER WITH 50KG WEIGHT ALLOWANCE

10% extra storage space



Our pre-built cabinet has held FIRA gold accreditation for quality 30 years running and is a Which? Best Buy for the sixth year in a row.



10

EASY INTERACTIVE INSTRUCTIONS

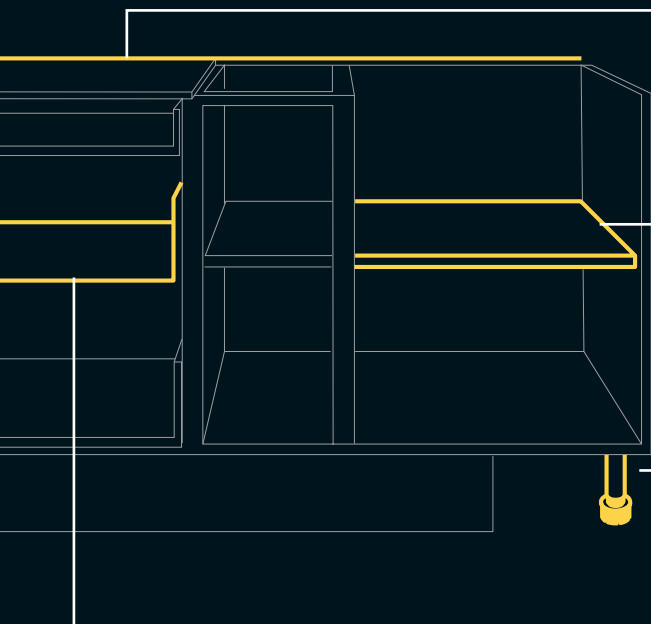
Clear, simple, direct – scan the QR code



9

REMOVABLE BACK PANELS & ADJUSTABLE SPACER FIXING

A simple, quick & accurate solution for flexible positioning & eased access for plumbing



8

U-SHAPE DRAWER UNIT

Extra support, easier installation

3

QUICK INSTALL LEGS

No screws required

7

N-HEIGHT DRAWER UNIT

Shallow drawer space under a hob

SUSTAINABILITY

A BEAUTIFUL KITCHEN SHOULDN'T COST THE EARTH

When you and your customers choose Magnet, you're choosing a brand with an ongoing commitment to sustainability.

From the responsibly sourced wood in our kitchen cabinets and frontals to the renewable energy that powers our Trade counters, we're working hard to achieve our goals and clean up our impact on the environment.

magnettrade.co.uk/sustainability
for more information

OUR COMMITMENTS

At Magnet, we have a set of clear targets that we're consistently working hard to achieve – but we're not there yet.

These targets keep us focused on the road ahead and set out clear milestones for us to work towards.



REDUCING GREENHOUSE GAS EMISSIONS

To help limit global warming to well below 2°



TRANSITIONING TO A CIRCULAR ECONOMY

All our cabinets and frontals are 100% responsibly sourced



INSPIRING SUSTAINABLE LIVING

By 2025, 100% of our new kitchen products will be designed to live a more sustainable life




NURTURING A SUSTAINABLE CULTURE

We'll nurture a culture of sustainability internally, within our own operations and supply chains

OUR KEY SUCCESSES SO FAR

It's a challenging journey but we believe it's important to celebrate successes along the way – because any win, large or small, is a win for the planet.



100%

recycled car components are used to create our cabinet legs across our whole product range

71%

we've reduced the carbon footprint of our operations and our own transportation since 2016

70%

recycled content is used in the waste bins we use throughout our business

100%

recycled polypropylene is used in our Prevex plumbing kits

100%

of the timber waste from our supply chain is upcycled or repurposed

100%

responsibly sourced wood that goes into our kitchen cabinets and frontals

100%

of the virgin plastic we use in our knobs and handles has been replaced by more sustainable alternatives

100%

of our UK mainland stores run on renewable energy





OUR KITCHENS & CABINETS

BAND 1

Ascoli

BAND 2

Nova

Luna

Tatton

BAND 3

Duxbury

Ambleside

Brunswick

Integra Ascoli

Integra Nova

BAND 4

Hoxton

Portobello

BAND 5

Wardley

Ludlow

Integra Hoxton

Integra Portobello

BAND 6

Integra Wardley

Integra Ludlow

SIGNITURE RANGES

Nordic Oak

Nordic Craft

PAINT TO ORDER

Soho

Dunham

Wardley

Ludlow

Reed


ASCOLI

MODERN SLAB

BAND 1

Flat slab door design in durable matt paint effect colours.
Available in understated shades that are perfect for lifting smaller spaces.

Available in:



All colours also available as Integra

RANGE AND FRONTAL SPECIFICATION

Range name	Ascoli
Style	Matt Slab / Vertical Grain
Door specification	18mm MFC on a chipboard core with colour-matched reverse. Matching 1.3mm ABS edged all-round.
Reverse	Colour Matched Melamine
Glazed frontals	Not available

PLINTH, TRIM AND PANEL SPECIFICATION

Cornice / Pelmet	Not available
Plinth	18mm thick MFC, 2.7m long
End Panels	18mm thick MFC / vertical grain

Ascoli available in Factory Assembled cabinets.





Ascoli Pebble



Ascoli Mineral Blue & Portobello Umbra

NOVA

MODERN SLAB

BAND 2

Flat slab door available in solid colours in either a matt or gloss finish effect. With slab doors and minimalist lines, Nova is at the forefront of luxurious, modern design.

Available in:



RANGE AND FRONTAL SPECIFICATION

Range name	Nova
Style	Slab
Door specification	16mm PET foil on flat laminated chipboard with matching 0.5mm ABS edge all round
Reverse	Balancing colour matched reverse foil
Glazed frontals	Not available

PLINTH, TRIM AND PANEL SPECIFICATION

Cornice / Pelmet	Foil Wrapped MDF 2.7m long
Plinth	16mm thick MFC, 2.7m long
End Panels	16mm thick PVC Edged Chipboard, White Melamine reverse



Nova available in Factory Assembled cabinets.



Nova Matt Seagrass



Nova Matt Grey

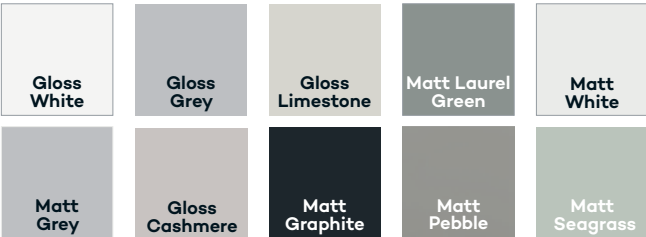
LUNA

MODERN HANDLELESS SLAB

BAND 2

Our best-selling Luna kitchen with integrated handles has obvious appeal. You can add curved corner units to soften the straight lines, or opt for the sleek minimalist look. With a choice of colours and finishes there is something for everyone.

Available in:



RANGE AND FRONTAL SPECIFICATION

Range name	Luna
Style	Integral Handle
Door specification	19mm PET foil on MDF core with post formed Integrated J-pull handle and white melamine balancing reverse. Matching 0.8mm ABS edge to vertical sides
Reverse	White Melamine
Glazed frontals	Not available

PLINTH, TRIM AND PANEL SPECIFICATION

Cornice / Pelmet	Foil Wrapped MDF 2.7m long
Plinth	15mm thick MFC, 2.7m long
End Panels	16mm thick PVC Edged Chipboard

Luna range only available as Factory Assembled.





Luna Matt Laurel Green



Luna Mineral Blue



Luna Matt Pebble



Luna Matt Graphite



Luna Matt Seagrass & White

TATTON

SHAKER

BAND 2

Modern style Shaker finished in a smooth paint effect.
A beautiful, versatile kitchen that looks great in contemporary and traditional homes.

Available in:



RANGE AND FRONTAL SPECIFICATION

Range name	Tatton
Style	Shaker
Door specification	Five piece Shaker style frontal, 18mm Foil wrapped chipboard frames and 6mm MDF flat laminated centre panels. Matching ABS end caps.
Reverse	Colour matched
Glazed frontals	Clear, toughened, 4mm thick

PLINTH, TRIM AND PANEL SPECIFICATION

Cornice / Pelmet	PVC Wrapped MDF 2.7m long
Plinth	15mm thick MFC, 2.7m long
End Panels	15mm thick MFC

Tatton available in Factory Assembled cabinets.





Tatton Graphite



Tatton Pebble

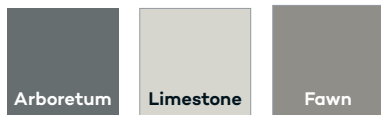
DUXBURY

BAND 3

MODERN HANDLELESS SLAB

A new variation of the key J Pull handle style. With an elevated specification of a matt painted surface, colour matched reverse and additional range content. The super matt silk finish is available in three key colours.

Available in:



All colours feature true-handleless integrated J-Pull



RANGE AND FRONTAL SPECIFICATION


Range name	Duxbury
Style	Painted J-Pull
Door specification	Contemporary J Pull integrated handle door, 19mm premium matt painted finish on MDF core.
Reverse	Painted colour matched
Glazed frontals	Not available

PLINTH, TRIM AND PANEL SPECIFICATION

Cornice / Pelmet	Universal contemporary profile (Trim27) – Painted. 42mm high, 2.7m length.
Plinth	2.7m Painted 16.5mm chipboard – 166mm high.
End Panels	18.5mm painted MDF – Colour matched painted melamine reverse.

Duxbury available in Factory Assembled cabinets.





Duxbury Arboretum & Portobello Umbra



Duxbury Limestone & Portobello Bosco


AMBLESIDE

SHAKER

BAND 3

Shaker style door with a light wood grain effect. With its classic wood effect and choice of colours, it's ideal for adding light to small spaces, or for creating a crisp, minimalist look.

Available in:



FIRA gold and Which? Best Buy accredited pre-built cabinets for 30 years and 6 years in a row.

RANGE AND FRONTAL SPECIFICATION

Range name	Ambleside
Style	Timber Effect Shaker
Door specification	Five piece Shaker style frontal, 19mm foil wrapped MDF frames and 6mm MDF panels. ABS end caps with chamfered edge design
Reverse	PP Foil wrapped, matched to front face.
Glazed frontals	64mm wrapped MDF frame with toughened clear glass.

PLINTH, TRIM AND PANEL SPECIFICATION

Cornice / Pelmet	Foil wrapped MDF; 2.7m long.
Plinth	16mm thick foil wrapped chipboard; 2.7m long.
End Panels	18mm thick partial wrapped chipboard.



Ambleside available in Factory Assembled cabinets.

NEW



Ambleside Lake & Limestone



Ambleside Moss & Limestone

BRUNSWICK

SHAKER

NEW

BAND 3

MDF shaker with a recycled PET foil surface, plus a 41mm frame creating a sleek, modern finish. Available in four popular decors.

Available in:



RANGE AND FRONTAL SPECIFICATION

Range name	Brunswick
Style	Narrow Framed Contemporary 3D Pressed Shaker
Door specification	Two piece 19mm MDF with a smooth recycled PET foil surface. Narrow 41mm frame.
Reverse	Colour Matched Melamine Reverse.
Glazed frontals	Ribbed toughened glass

PLINTH, TRIM AND PANEL SPECIFICATION

Cornice / Pelmet	New contemporary 3 in 1 cornice, trim/pelmet, and pilaster - Foil Wrapped MDF, 100 x 25mm x 2.7m long
Plinth	16mm thick foil wrapped MDF, 2.7m long
End Panels	18.5mm Foil Laminated Chipboard with colour matched melamine reverse and edged with 1mm ABS all round

Brunswick available in Factory Assembled cabinets.





Brunswick Voyage Blue & Limestone





Brunswick Sumi Black

ASCOLI INTEGRA

MODERN SLAB

BAND 3

Available in:




Integra Ascoli Natural Oak & Integra Dunham Pebble

NOVA INTEGRA

MODERN SLAB

BAND 3

Available in:



FIRA gold and Which? Best Buy accredited pre-built cabinets for 30 years and 6 years in a row.



Integra range only available as Factory Assembled.



HOXTON

MODERN SLAB

BAND 4

There's no doubting the style credentials of the Hoxton kitchen. Smooth clean lines without a hint of fuss or faff are the secret to success here.

Available in:



RANGE AND FRONTAL SPECIFICATION

Range name	Hoxton
Style	Premium Slab
Door specification	18.5mm Foil Laminated MDF edged with 1mm ABS
Reverse	Melamine
Glazed frontals	Not available

PLINTH, TRIM AND PANEL SPECIFICATION


Cornice / Pelmet	Foil Wrapped MDF 2.7m long
Plinth	16mm thick foil wrapped MDF, 2.7m long
End Panels	18.5mm Foil Laminated MDF edged with 1mm ABS

Hoxton available in Factory Assembled cabinets.





Hoxton Metallic Midnight



Hoxton Sumi Black

PORTOBELLO

MODERN SLAB

BAND 4

A contemporary MFC slab with a premium textured finish bringing something new to the Magnet range. These Italian supplied doors are made from 18mm MFC with matching melamine reverse. The synchronised woodgrain structures on Umbra and Bosco alongside the burnt wood structure on Etna gives a true feel of authentic woodgrain surfaces that can stand alone or mix perfectly with other ranges in the offer.

Available in:



RANGE AND FRONTAL SPECIFICATION


Range name	Portobello
Style	Premium Textured Slab
Door specification	18mm cut and edged melamine faced chipboard slab door with a 1mm ABS edge band on all edges matching front facing structure.
Reverse	As per front side, matching melamine reverse.
Glazed frontals	Not available

PLINTH, TRIM AND PANEL SPECIFICATION


Cornice / Pelmet	Not available
Plinth	18mm thick MFC plinth – 2.7m in length. 166mm high – Colour matched reverse
End Panels	18mm colour matched cut & edged – Matching reverse. 1mm ABS leading edge – top, bottom & rear edges are matched melamine.



Portobello available in Factory Assembled cabinets.



Portobello Etna



Portobello Etna & Duxbury Fawn

WARDLEY

SHAKER

BAND 5

Wardley's minimalist design is reminiscent of the original Shaker ethos, and creates a versatile kitchen which can be designed and styled in any number of ways. Our fresh take on a timeless style, featuring a premium painted timber shaker door that is high quality and long lasting.

Available in 3 stocked colours:



RANGE AND FRONTAL SPECIFICATION

Range name	Wardley
Style	Timber Painted Shaker
Door specification	Five-piece Shaker frontal style with overpainted 20mm solid ash frames & 5mm ash veneered centre panels (set back 10mm). 20mm overpainted solid ash drawer fronts
Reverse	Colour Matched - Painted
Glazed frontals	Clear, 4mm thick; ribbed, 4.8mm thick

PLINTH, TRIM AND PANEL SPECIFICATION

Cornice / Pelmet	Painted ash venner wrapped MDF 49mm high, 2.7m long
Plinth	16mm thick colour matched - Painted Ash Veneered chipboard on 1 face, 2.7m long. Veneered edge all the way round
End Panels	19mm thick colour matched - Painted Ash Veneered MDF edge, ends raw
Curved Trim	Overpainted veneered MDF, for use with WEC35 & WTEC35
Curved Plinth	Overpainted veneered MDF, for use with FEC35



Wardley available in Factory Assembled cabinets.



Wardley Midnight



Wardley Pebble & Nordic Craft


LUDLOW

BAND 5

SHAKER

The Ludlow range is our latest interpretation of the modern country-style kitchen. Combine Ludlow with neutral colours and traditional handles to accentuate the timeless style of this beaded, solid wood Shaker door.

Available in 3 stocked colours:



RANGE AND FRONTAL SPECIFICATION

Range name	Ludlow
Style	Timber Painted Shaker*
Door specification	Five-piece Shaker frontal style with, Overpainted 20mm Solid Ash Frames and 6mm Ash Veneered Centre Panels. 20mm Overpainted Solid Ash Drawer Fronts
Reverse	Colour Matched - Painted
Glazed frontals	Clear, 4mm thick; ribbed, 4.8mm thick

PLINTH, TRIM AND PANEL SPECIFICATION

Cornice / Pelmet	Painted Ash Veneer Wrapped MDF 49mm high, 2.7m long
Plinth	16mm thick Colour Matched - Painted Ash Veneered chipboard on 1 face, 2.7m long
End Panels	19mm thick Colour Matched - Painted Ash Veneered chipboard with Veneered Edge
Curved Trim	Overpainted veneered MDF, for use with WEC35 & WTEC35
Curved Plinth	Overpainted veneered MDF, for use with FEC35

Ludlow available in Factory Assembled cabinets.





Ludlow Linen



Ludlow Pebble

HOXTON INTEGRA

MODERN SLAB

BAND 5

Available in:



FIRA gold and Which? Best Buy accredited pre-built cabinets for 30 years and 6 years in a row.



Integra Hoxton Metallic Midnight

Integra range only available as Factory Assembled.





PORTOBELLO INTEGRA

MODERN SLAB

BAND 5

Available in:



FIRA gold and Which? Best Buy accredited pre-built cabinets for 30 years and 6 years in a row.



Integra Portobello Bosco & Integra Soho Charcoals

Integra range only available as Factory Assembled.



WARDLEY INTEGRA SHAKER

BAND 6

Available in 3 stocked colours:



FIRA gold and Which? Best Buy accredited pre-built cabinets for 30 years and 6 years in a row.



Integra range only available as Factory Assembled.


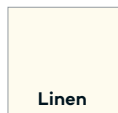


LUDLOW INTEGRA

SHAKER

BAND 6

Available in 3 stocked colours:



FIRA gold and Which? Best Buy accredited pre-built cabinets for 30 years and 6 years in a row.



Ludlow available in Factory Assembled cabinets.



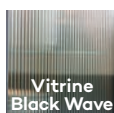

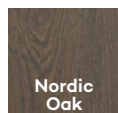
NORDIC OAK

MODERN SLAB

**SIGNATURE
RANGE**

A contemporary, Scandi-inspired concept, this stunning range sits on the cutting-edge of modern kitchen design that truly taps into our human need to connect with nature.

Available in:



FIRA gold and Which? Best Buy accredited pre-built cabinets for 30 years and 6 years in a row.

RANGE AND FRONTAL SPECIFICATION

Range name	Nordic Oak
Style	Oak Veneer Slab Frontal
Door specification	18mm chipboard core with 0.5mm oak veneer. Matching 1.5mm oak veneer edging.
Reverse	Matching 0.5mm oak veneer
Glazed frontals	Vitrine Black Wave

PLINTH, TRIM AND PANEL SPECIFICATION

Cornice / Pelmet	Oak veneer wrapped MDF 42mm high, 2.7m long
Plinth	16mm thick oak veneer wrapped chipboard, 2.7m long
End Panels	16mm thick oak veneer chipboard with 1.5mm oak veneer edge

Nordic Oak available in Factory Assembled cabinets.





Nordic Oak & Nordic Oak Wave



Integra Nordic Oak


NORDIC CRAFT

MODERN HANDLELESS SLAB

**SIGNATURE
RANGE**

Craftsmanship and functionality come into focus with our new Nordic Craft range. The exposed finger joint drawers crafted in 100% FSC sourced timber give a unique feel with sustainable living in mind.

Available in:



RANGE AND FRONTAL SPECIFICATION

Range name	Nordic Craft
Style	Four sided, finger joint oak drawer box with matt black integra profiles
Cabinet Drawer Specification	13mm solid oak timber drawers with oak veneer, chipboard core end panels
Reverse	Oak veneer
Glazed frontals	Not available

PLINTH, TRIM AND PANEL SPECIFICATION

Cornice / Pelmet	Not available
Plinth	Oak veneer with chipboard core plinth, 2.7m long
End Panels	18mm oak veneered with a chipboard core

Nordic Craft available as Factory Assembled cabinets only.





Nordic Craft & Hoxton Sumi Black



Nordic Craft

CREATE COLOURS

Our create colours are a carefully curated palette by our design experts that allow your customers to really put their own stamp on their Magnet kitchen.

For direct delivery on account only.



*Sumi Black not available in smooth painted ranges (Soho & Dunham), grained only (Wardley and Ludlow).

SOHO

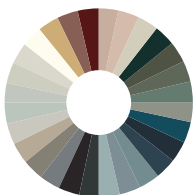
MODERN SLAB

**PAINT TO
ORDER**

For a premium kitchen choice, look no further than the Soho. This contemporary kitchen with flat slab doors comes in all the colours in our Magnet Create range. It is painted with a stylish matt finish to add to the modern feel.

Available in 27 Magnet Create colours:

*Sumi Black not available in smooth painted ranges.



RANGE AND FRONTAL SPECIFICATION

Range name	Soho / Integra Soho
Style	Painted MDF Slab
Door specification	18.5mm painted MDF slab with colour matched overpainted melamine reverse
Reverse	Colour Matched - Overpainted melamine
Glazed frontals	Clear, toughened, 4mm thick

PLINTH, TRIM AND PANEL SPECIFICATION

Cornice / Pelmet	(Trim27) 40.5mm High painted MDF, 2.7m long
Plinth	16mm thick Colour Matched - Painted MDF, 2.7m long
End Panels	19mm thick Colour Matched - Painted MDF
Curved Trim	Overpainted MDF, for use with WEC35 & WTEC35
Curved Plinth	Overpainted MDF, for use with FEC35

Soho available in Factory Assembled cabinets.





Soho Chalk Blush & Nordic Oak



Integra Soho Charcoals



Soho Morello

DUNHAM

SHAKER

**PAINT TO
ORDER**

Updated version of Shaker design in a smooth matt painted finish. Dunham blends modern and traditional styling to perfection.

Available in 27 Magnet Create colours
All colours also available as Integra

*Sumi Black not available in smooth painted ranges.



FIRA gold and Which? Best Buy accredited pre-built cabinets for 30 years and 6 years in a row.

RANGE AND FRONTAL SPECIFICATION

Range name	Dunham
Style	Painted Shaker
Door specification	19mm one piece Painted Shaker style on MDF core and colour-matched reverse
Reverse	Colour Matched Melamine
Glazed frontals	Clear, toughened, 4mm thick, PVC beading Rigid iD ³ Cabinet 1052 x 496 – 10 panes, 896 x 496 – 8 panes, 700 x 496 – 6 panes

PLINTH, TRIM AND PANEL SPECIFICATION

Cornice / Pelmet	Foil Wrapped MDF Painted, 2.7m long
Plinth	16mm painted MDF, 2.7m long
End Panels	18.5mm thick Painted MDF, reversible T&G / Smooth
Curved Trim	Foil Wrapped Painted, for use with WEC35
Curved Plinth	Foil Wrapped Painted, for use with FEC35

Dunham available in Factory Assembled cabinets.





Dunham Dove Grey



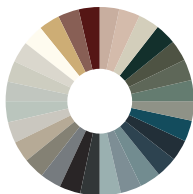
Dunham Midnight

WARDLEY


SHAKER

**PAINT TO
ORDER**

Available in 27 paint to order colours:



FIRA gold and Which? Best Buy accredited pre-built cabinets for 30 years and 6 years in a row.



Wardley Harvest

Wardley available in Factory Assembled cabinets.



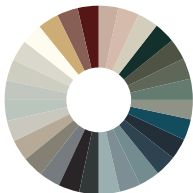


LUDLOW

SHAKER

PAINT TO
ORDER

Available in 27 paint to order colours:



FIRA gold and Which?
Best Buy accredited pre-
built cabinets for 30 years
and 6 years in a row.



Ludlow Arboretum Green

Ludlow available in Factory Assembled cabinets.





Ludlow Morris Blue & Washed Cotton



Ludlow Pebble

REED

MODERN ACCENT RANGE

Make a statement with Reed. A beautiful fluted frontal that can be used on its own or combined with other ranges to create a truly unique kitchen.

Available in all our Magnet Create colours (excluding Sumi Black).



PAINT TO
ORDER

NEW




FIRA gold and Which? Best Buy accredited pre-built cabinets for 30+ years and 6 years in a row.

RANGE AND FRONTAL SPECIFICATION

Range name	Reed
Style	Contemporary fluted painted slab
Door specification	18.5mm painted MDF
Reverse	Colour matched over painted melamine reverse
Glazed frontals	Not available

PLINTH, TRIM AND PANEL SPECIFICATION

Cornice / Pelmet	(Trim27) 40.5mm High painted MDF, 2.7m long
Plinth	16mm thick Colour Matched - Painted MDF, 2.7m long
End Panels	19mm thick Colour Matched - Painted MDF
Curved Trim	Overpainted MDF, for use with WEC35 & WTEC35
Curved Plinth	Overpainted MDF, for use with FEC35

Available as pre-built only



