

PRECISION

STONE
SURFACES



DEKTON[®]
by COSENTINO


ULTRACOMPACT SURFACES

atlasPLAN



SUPERIOR QUALITY CERAMIC WORKTOPS AND SURFACES

2025 EDITION



Introducing

OUR LATEST CERAMIC PRODUCT RANGES

A modern solution to the kitchen worksurface offering sophisticated styling, exceptional strength and superior performance levels. A ceramic worksurface will deliver extraordinary aesthetic versatility, being non-porous, and highly resistant to scratches. Plus, it is a more sustainable and environmentally friendly material compared to standard quartz.

WHY CERAMIC?



HIGH UV RESISTANCE

No fading over time, making it the perfect choice for both interior and exterior applications.



RESISTANT TO STAINS

Very low porosity makes it resistant to even the toughest stains.



HIGHEST SCRATCH RESISTANCE

Harder than steel, meaning worksurfaces are virtually cut- and scratch-resistant.



MAXIMUM RESISTANCE TO FIRE & HEAT


Hot utensils, appliances, pots, and pans can all be placed directly on the surface without causing any damage.



RESISTANT TO ABRASION

Ceramic's high resistance to abrasion makes it perfect for high-use areas like kitchens, bathrooms.

Essential RANGE




L S2 F9

NATURALI




L S2 F10

CALCE - NERO




L S2 F7

FOKUS - SALE




L S2 F7

BIANCO ASSOLUTO



L S2 F7

PIETRA GREY



N S2 F1

BRAZILIANTE

SIZE KEY

S1 - 3200 X 1400

S2 - 3180 X 1580

S3 - 3300 X 1630 - QOA

N NSC **L** LAMINAM **D** DEKTON

Essential RANGE



N S2 F1

PURE WHITE

N S2 F8

WHITE TRAVERTINE

D S1 F2

AERIS

D S1 F2

TRILIUM

D S1 F3

MARINA

F1 - POLISHED
F2 - MATTE

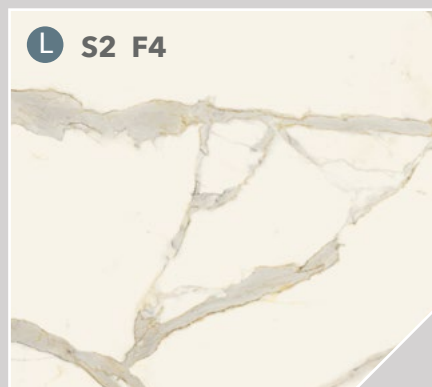
F3 - VELVET
F4 - SOFT TOUCH

F5 - CARESS
F6 - BUSH HAMMERED


F7 - NATURAL
F8 - SILK

F9 - CHISELLED
F10 - TEXTURED


Premier RANGE




CALACATTA MICHELANGELO




CRISTALLO GOLD




NATURALI - CALACATTA ORO



CALACATTA BLACK



CALACATTA MEDICEO



RHINE RIVER

SIZE KEY


S1 - 3200 X 1400

S2 - 3180 X 1580

S3 - 3300 X 1630 - QOA

N NSC L LAMINAM D DEKTON


Premier RANGE




SAN ANGELO




MARQUINA



CALACATTA D'ORO



WATERFALL



LAGUNA

F1 - POLISHED
F2 - MATTE


F3 - VELVET
F4 - SOFT TOUCH

F5 - CARESS
F6 - BUSH HAMMERED


F7 - NATURAL
F8 - SILK

F9 - CHISELLED
F10 - TEXTURED


Platinum RANGE




SALINA




REVERIE




LAURENT



REM



MARMOREA - BRUNA



PATAGONIA

SIZE KEY

S1 - 3200 X 1400

S2 - 3180 X 1580


S3 - 3300 X 1630 - QOA

A ATLAS PLAN N NSC L LAMINAM D DEKTON


Platinum RANGE




BVLGARI BLACK



NERO PORTORO



SAN LORENA



ALICE GOLD



BIANCO ITALIANO

F1 - POLISHED
F2 - MATTE

F3 - VELVET
F4 - SOFT TOUCH

F5 - CARESS
F6 - BUSH HAMMERED

F7 - NATURAL
F8 - SILK

F9 - CHISELLED
F10 - TEXTURED



About

THE NATURAL STONE GROUP

Natural Stone Surfaces was founded in 2001 with just three team members and has rapidly grown over the past two decades, to become the largest independent stone manufacturer in the UK, with combined 250,000 square feet manufacturing facilities.

QUALITY

We pride ourselves on using only market leading materials, with the combination of cutting-edge technology, automated robotic production, cutting, and human craftsmanship to deliver the finest stone worktops for all sizes of project. We are proud to hold ISO 9001:2015, 14001:2015, and 45001:2018 accreditations, and have consistently achieved CHAS accreditation for an impressive 10 years in a row, underscoring the businesses commitment to Quality and Health and Safety.

RELATIONSHIPS

We have developed long standing relationships with premium stone brands and manufacturers throughout the world which enables the group to economically source and replenish stock direct with the suppliers at the most efficient order quantities to provide the most competitive pricing for all customer requirements. We have also aligned ourselves with the Worktop Fabricators Federation (WFF) and actively contribute to the promotion of professionalism and the sharing of best practices within our industry.

NATIONWIDE

With Factories based in Chapel-en-le-Frith (Head Office), Buckley, Wolverhampton with further Distribution, and Storage Depots strategically positioned throughout the UK, the group provides a fully nationwide templating and installation service with efficient distribution, and more importantly, localised fitting teams. Within the facility at Buckley we offer a design centre with full format samples and a space for clients and customer alike to be fully submersed in the project experience.

CUSTOMER FOCUSED

Our specialist customer service teams are on hand to guide customer through all enquiry, quotation, purchase, installations and after-care processes. The teams are driven to deliver industry leading right first time statistics.

Technical

SOME USEFUL LINKS FROM OUR FINISHES & TECHNICAL GUIDE

When finalising designs and choices for new work-surface the following areas will help to create the perfect look and guide you or your client to that dream kitchen.



SINK CUTOUTS

Quartz, Granite, and Ceramic worktops can be designed with various sink cutouts and sink types. The most common design is the undermount sink which has the sink mounted below the worksurfaces creating a great design feature. Within the templating process of the sink area, the shape and overhangs are also considered.

For an enhanced look cladded or matching material sinks can also be specified to create the perfect look.



CLADDING TYPES

The vertical element of the kitchen is also an important design consideration to enhance the kitchen design and provide further functionality within the kitchen. The Upstand is the most popular due to its versatility and functionality. For a greater design impact full height Splashbacks and Waterfall Downstands can be added in to the kitchen design.



EDGE PROFILES

One element that is often overlooked when designing a kitchen is the worktop edge style. At the NSS Group we offer a range of edge profiles to ensure you can create the perfect kitchen of your dreams.

The type of material, thickness, and size of kitchen should all be considered when choosing the edge profile. The most popular choice is Double Bevel because it is cost effective and maintains surface thickness.



WARRANTY & CARE

All the information you require in one link to provide you years of enjoyment from your kitchen worksurface.





natural stone
SURFACES GROUP



The first choice

FOR ALL NEW BUILD HOUSING & HIGH RISE DEVELOPMENTS



At The Natural Stone Group, we have a wealth of experience partnering with developers, contractors, and kitchen manufacturers to template and install stone worktops.

Our longstanding commercial agreements with supply partners enables us to offer a wide range of contract installation options, from the leading brands of stone and quartz through to budget options, depending on project scope and client requirements.

We provide a nationwide template and installation service, with highly trained installers and installation managers that deliver project management support to all customers.

KEEPING IT SIMPLE

- **Quote turnaround**
24 hours (under 10 types), 48 hours (over 10 types)
- **Guaranteed template slot**
Within 5 working days of purchase order
- **Stone lead-time from template to installation**
5 Working days *
- **Stone & glass lead-time from template to installation**
10 Working days **
- **Key communication**
48 hour pre-template, 24 hour pre-installation
- **Remedial performance**
Installation remedials completed within 2 working days **
- **Customer care performance**
Customer care issues attended within 5 working days of reported date

* Special edge details may require a longer lead-time

** Subject to material availability



Natural Stone Surfaces



01298 811040



sales@naturalstonesurfaces.co.uk



naturalstonesurfaces.co.uk

Precision Stone Surfaces



0330 043 2909



sales@precisionstone.co.uk



precisionstonesurfaces.co.uk

Granttech



01244 549718